

**SYNERGY BIZCON LIMITED**

**STATEMENT OF STANDALONE AUDITED RESULTS FOR THE QUARTER & YEAR ENDED 30/06/2014**

**PART-I**

SR. NO.	Particulars	Quarter Ended			Year Ended	
		30.06.2014	31.03.2014	30.06.2013	30.06.2014	30.09.2013
		(Audited)	(Audited)	(Audited)	(Audited)	(Audited)
1	(a) Net Sales/Income from Operations	45.51	305.65	194.93	516.12	403.77
	(b) Other Operating Income	0.00	0.00	0.00	0.00	0.00
	<b>Total income from operations (net)</b>	<b>45.51</b>	<b>305.65</b>	<b>194.93</b>	<b>516.12</b>	<b>403.77</b>
2	Expenses					
	(a) Cost of materials consumed	0.00	0.00	0.00	0.00	0.00
	(b) Purchases of stock-in-trade	98.52	491.13	0.00	1505.20	0.00
	(c) Changes in inventories of finished goods, work-in-progress and stock-in-trade	(67.54)	(50.88)	107.96	(880.17)	273.16
	(d) Employee benefits expense	0.49	0.46	0.22	1.28	0.55
	(e) Depreciation and amortisation expense	0.00	0.00	0.00	0.00	0.00
	(f) Power & Fuel	0.08	0.00	0.00	0.08	0.00
	(g) Repair & Maintenance	0.00	0.00	0.00	0.00	0.00
	(h) Other Expenditure	7.46	4.25	7.97	12.44	9.61
	<b>Total expenses</b>	<b>39.01</b>	<b>444.96</b>	<b>116.15</b>	<b>638.83</b>	<b>283.32</b>
3	Profit/(Loss) from operations before other income, finance costs and exceptional items (1-2)	6.50	(139.32)	78.78	(122.71)	120.45
4	Other Income	0.00	1.64	0.00	2.01	0.00
5	Profit/(Loss) from ordinary activities before finance costs and exceptional items (3+4)	6.50	(137.68)	78.78	(120.70)	120.45
6	Finance Cost	0.00	0.00	0.00	0.00	0.00
7	Profit/(Loss) from ordinary activities after finance costs but before exceptional items (5+6)	6.50	(137.68)	78.78	(120.70)	120.45
8	Exceptional Items	0.00	0.00	0.00	0.00	(105.00)
9	Profit/(Loss) from ordinary activities before tax (7+8)	<b>6.50</b>	<b>(137.68)</b>	<b>78.78</b>	<b>(120.70)</b>	<b>15.45</b>
10	Tax Expenses	0.00	0.00	0.00	0.00	0.25
11	Net Profit/(Loss) from Ordinary Activities after Tax (9+10)	6.50	(137.68)	78.78	(120.70)	15.20
12	Extra Ordinary Items (net of tax expenses)	0.00	0.00	0.00	0.00	0.00
13	Net Profit/(Loss) for the period (11+12)	<b>6.50</b>	<b>(137.68)</b>	<b>78.78</b>	<b>(120.70)</b>	<b>15.20</b>
14	Paid-up equity share capital (Face Value of Rs.10/- each)	1232.50	1232.50	1032.50	1232.50	1032.50
15	Reserve excluding Revaluation Reserves as per balance sheet of previous accounting year	-	-	-	798.92	119.62
16 i	Earnings per share (before extraordinary items) (of Rs.10/- each) (not annualised):					
	(a) Basic EPS	0.05	(1.12)	0.76	(0.98)	0.15
	(b) Diluted EPS	0.05	(1.12)	0.76	(0.98)	0.15
16 ii	Earnings per share (after extraordinary items) (of Rs.10/- each) (not annualised):					
	(a) Basic EPS	0.05	(1.12)	0.76	(0.98)	0.15
	(b) Diluted EPS	0.05	(1.12)	0.76	(0.98)	0.15

**PART-II**

SR. NO.	Particulars	Quarter Ended			Year Ended	
		30.06.2014	31.03.2014	30.06.2013	30.06.2014	30.09.2013
		(Audited)	(Audited)	(Audited)	(Audited)	(Audited)
<b>A</b>	<b>PARTICULARS OF SHAREHOLDING</b>					
1	Public shareholding					
	- Number of shares	7331000	7331000	6481000	7331000	6481000
	- Percentage of shareholding	59.48	59.48	62.77	59.48	62.77
2	Promoters and Promoter Group Shareholding					
	a) Pledged / Encumbered					
	- Number of shares	0.00	0.00	0.00	0	0
	- Percentage of shares (as a % of the total shareholding of promoter and promoter group)	0.00	0.00	0.00	0.00	0.00
	- Percentage of shares (as a % of the total share capital of the company)	0.00	0.00	0.00	0.00	0.00
	b) Non - encumbered					
	- Number of shares	4994000	4994000	3844000	4994000	3844000
	- Percentage of shares (as a % of the total shareholding of promoter and promoter group)	100.00	100.00	100.00	100.00	100.00
	- Percentage of shares (as a % of the total share capital of the company)	40.52	40.52	37.23	40.52	37.23

SR. NO.	Particulars	3 Months ended (30/06/2014)
<b>B</b>	<b>INVESTOR COMPLAINTS</b>	
	Pending at the beginning of the quarter	NIL
	Received during the quarter	NIL
	Disposed of during the quarter	NIL
	Remaining unresolved at the end of the quarter	NIL



## Segment wise Revenue, Results and Capital Employed alongwith the quarterly results


SR. NO.	Particulars	Quarter Ended			Year Ended	
		30.06.2014	31.03.2014	30.06.2013	30.06.2014	30.09.2013
		(Audited)	(Audited)	(Audited)	(Audited)	(Audited)
1	<b>Segment Revenue</b> (Net Sale/Income from each segment should be disclosed under this head)					
	(a) Construction	0.00	0.00	4.00	0.00	4.00
	(b) Trading Diamond	45.52	0.00	0.00	142.44	0.00
	(c) Share & Commodity Trading	0.00	305.65	190.93	373.68	399.77
	(d) Unallocated	0.00	0.00	0.00	0.00	0.00
	<b>Total</b>	<b>45.52</b>	<b>305.65</b>	<b>194.93</b>	<b>516.12</b>	<b>403.77</b>
	Less: Inter Segment Revenue	0.00	0.00	0.00	0.00	0.00
	<b>Net Sales/Income From Operation</b>	<b>45.52</b>	<b>305.65</b>	<b>194.93</b>	<b>516.12</b>	<b>403.77</b>
2	<b>Segment Results</b> (Profit)(+) / Loss (-) before tax and interest from each segment)					
	(a) Construction	0.00	0.00	4.00	0.00	4.00
	(b) Trading Diamond	6.50	0.00	0.00	12.56	0.00
	(c) Share & Commodity Trading	0.00	(139.32)	74.78	(135.28)	11.20
	(d) Unallocated	0.00	1.64	0.00	2.02	0.00
	<b>Total</b>	<b>6.50</b>	<b>(137.68)</b>	<b>78.78</b>	<b>(120.70)</b>	<b>15.20</b>
	Less: (i) Interest	0.00	0.00	0.00	0.00	0.00
	(ii) Other Un-allocable Expenditure Net off	0.00	0.00	0.00	0.00	0.00
	(iii) Un-allocable income	0.00	0.00	0.00	0.00	0.00
	<b>Total Profit Before Tax</b>	<b>6.50</b>	<b>(137.68)</b>	<b>78.78</b>	<b>(120.70)</b>	<b>15.20</b>
3	<b>Capital Employed</b> (Segment assets - Segment Liabilities)					
	(b) Construction	0.00	0.00	0.00	0.00	0.00
	(d) Trading Diamond	1969.34	1875.68	0.00	1969.34	0.00
	(a) Share & Commodity Trading	53.30	53.30	1095.00	53.30	1152.12
	(c) Unallocated	8.78	95.94	0.00	8.78	0.00
	<b>Total</b>	<b>2031.42</b>	<b>2024.92</b>	<b>1095.00</b>	<b>2031.42</b>	<b>1152.12</b>

**Notes:-**

- 1 The above audited results, reviewed by the Audit Committee, were approved and taken on record by the Board of Directors in their on meeting held 28th August, 2014.
- 2 The figures of the last quarter are balancing figure between audited figures in respect of full financial year and the published year to date figures upto the second quarter of the current financial year.
- 3 In order to align Financial Year of the Company as per the definition of Financial Year given under the Companies Act, 2013, The Board of Directors has decided to reduce financial year starting from 01/10/2013 to 30/06/2014 i.e. 9 months. Hence, year ended figures of June - 2014 are of nine months period from 01/10/2013 to 30/06/2014.
- 4 The Company is engaged in the business of Construction, Diamond Trading and Share & Commodity Trading.
- 5 Previous years figures have been regrouped and rearranged wherever necessary.

FOR SYNERGY BIZCON LIMITED

D V Koradiya

DHIRAJBHAI KORADIYA  
Chairman & Managing DirectorPlace: Surat  
Date : 28/08/2014



**AUDITORS REPORT**

To,  
The Board of Directors of  
**SYNERGY BIZCON LIMITED**

We have audited the quarterly standalone financial results of **SYNERGY BIZCON LIMITED** for the quarter ended **31/06/2014** and the standalone year to date results for the period **01/10/2013 to 30/06/2014** attached herewith, being submitted by the company pursuant to the requirement of Clause- 41 of the Listing Agreement. These standalone quarterly financial results as well as the standalone year to date financial results have been prepared from the standalone interim financial statement, which are the responsibility of the company's management. Our responsibility is to express an opinion on these standalone financial results based on our audit of such standalone interim financial statements, which have been prepared in accordance with the recognition and measurement principles laid down in Accounting Standard (AS) 25, Interim Financial Reporting, issued by the institute of Chartered Accountants of India and other accounting principles generally accepted in India.


We conducted our audit in accordance with the Auditing Standards generally accepted in India. Those standards require that we plan and perform the audit to obtain reasonable assurance about whether the financial results are free of material misstatement(s). An audit includes examining, on a test basis, evidence supporting the amounts disclosed as financial results. An audit also includes assessing the accounting principles used and significant estimates made by the management. We believe that our audit provides a reasonable basis for our opinion.

In our opinion and to the best of our information and according to the explanations given to us these standalone quarterly financial results as well as standalone year to date results:


- I. have been presented in accordance with the requirement of Clause 41 of the Listing Agreement in this regard, and
- II. give a true and fair view of the standalone Net Profit and loss and other financial information for the quarter ended 30/06/2014 as well as the standalone year to date results for the period from 01/10/2013 to 30/06/2014.

Further, we also report that we have, on the basis of the books of accounts and other records and information and explanations given to us by the management, also verified the standalone number of shares as well as percentage of shareholdings in respect of aggregate amount of standalone non promoter shareholdings, as furnished by the company in terms of Clause 35 of the Listing Agreement and found the same to be correct.

for **Rajesh Shantilal Jain & Co.**  
Chartered Accountants  
FRN NO. 012940C



Place: Indore  
Date : 28/08/2014

  
**Dr. R.K.S Jain**  
Proprietor  
(M. No. 071697)